

Stubby Plungers

Stainless Steel

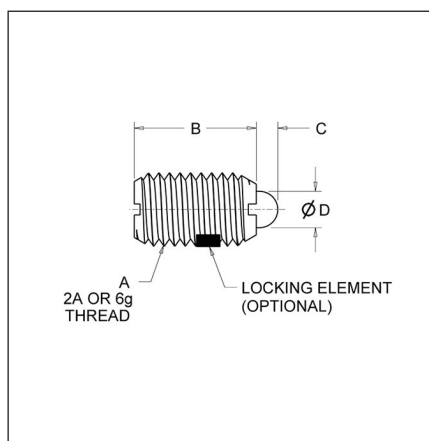
Stubby plungers offer greater travel than ball plungers and less travel than standard plungers. These compact spring plungers offer substantial plunger travel and high end forces, making them ideal for restricted space applications.

Typical Uses




























- Limited space
- Indexing
- Electrical contacts
- Part positioning
- With Thread Lock
- Detents

Special Features
































- Case hardened plunger
- Wear & corrosion resistance
- Compact size
- Allows some side loading
- Intermediate travel
- Screwdriver installation



Stubby Plungers – Stainless Steel w/Stainless Steel Nose

























































Part No.		End Force, (Lbs.)		A	B	C	D	ROHS	CAD	CAD With Thread Lock
	With Thread Lock	Initial	Final							
SSM50A 	SSM50AP 	1-1/2	4-3/4	8-32	0.437	0.052	0.070	<input checked="" type="checkbox"/>	SSM50A 	SSM50AP 
SSM50 	SSM50P 	1-1/2	4-3/4	8-36	0.437	0.052	0.070	<input checked="" type="checkbox"/>	SSM50 	SSM50P 
SSM52 	SSM52P 	1-3/4	6-1/4	10-32	0.468	0.065	0.093	<input checked="" type="checkbox"/>	SSM52 	SSM52P 
SSM54 	SSM54N 	3.0	10-1/2	1/4-20	0.531	0.078	0.119	<input checked="" type="checkbox"/>	SSM54 	SSM54N 
SSM56 	SSM56N 	3-3/4	15-1/2	5/16-18	0.562	0.084	0.135	<input checked="" type="checkbox"/>	SSM56 	SSM56N 
SSM58 	SSM58N 	4-1/2	18-1/2	3/8-16	0.625	0.110	0.186	<input checked="" type="checkbox"/>	SSM58 	SSM58N 
SSM60 	SSM60N 	5.0	28.0	1/2-13	0.750	0.151	0.248	<input checked="" type="checkbox"/>	SSM60 	SSM60N 
SSM62 	SSM62N 	7.0	50.0	5/8-11	1.062	0.215	0.310	<input checked="" type="checkbox"/>	SSM62 	SSM62N 

Light End Force Stubby Plungers – Stainless Steel w/Stainless Steel Nose

Part No.		End Force, (Lbs.)		A	B	C	D	ROHS	CAD	CAD With Thread Lock
	With Thread Lock	Initial	Final							
SSM51A 	SSM51AP 	1/2	1-1/2	8-32	0.437	0.052	0.070	<input checked="" type="checkbox"/>	SSM51A 	SSM51AP 
SSM51 	SSM51P 	1/2	1-1/2	8-36	0.437	0.052	0.070	<input checked="" type="checkbox"/>	SSM51 	SSM51P 
SSM53 	SSM53P 	3/4	2-1/2	10-32	0.468	0.065	0.093	<input checked="" type="checkbox"/>	SSM53 	SSM53P 
SSM55 	SSM55N 	1.0	3-1/2	1/4-20	0.531	0.078	0.119	<input checked="" type="checkbox"/>	SSM55 	SSM55N 
SSM57 	SSM57N 	1-1/4	4.0	5/16-18	0.562	0.084	0.135	<input checked="" type="checkbox"/>	SSM57 	SSM57N 
SSM59 	SSM59N 	1-1/2	5.0	3/8-16	0.625	0.110	0.186	<input checked="" type="checkbox"/>	SSM59 	SSM59N 
SSM61 	SSM61N 	1-3/4	5-1/2	1/2-13	0.750	0.151	0.248	<input checked="" type="checkbox"/>	SSM61 	SSM61N 
SSM63 	SSM63N 	2.0	8-1/2	5/8-11	1.062	0.215	0.310	<input checked="" type="checkbox"/>	SSM63 	SSM63N 

Stubby Plungers – Stainless Steel w/Stainless Steel Nose

Part No.	End Force, N	A	B	C	D	ROHS	CAD	CAD
----------	--------------	---	---	---	---	------	-----	-----

	With Thread Lock	Initial	Final								With Thread Lock
SSMHM4 	SSMHM4P 	7.0	21.0	M4 x 0.7	11.1	1.3	1.8	<input checked="" type="checkbox"/>	SSMHM4 	SSMHM4P 	
SSMM4 	SSMM4P 	2.0	7.0	M4 x 0.7	11.1	1.3	1.8	<input checked="" type="checkbox"/>	SSMM4 	SSMM4P 	
SSMHM5 	SSMHM5P 	8.0	28.0	M5 x 0.8	11.9	1.7	2.4	<input checked="" type="checkbox"/>	SSMHM5 	SSMHM5P 	
SSMM5 	SSMM5P 	3.0	11.0	M5 x 0.8	11.9	1.7	2.4	<input checked="" type="checkbox"/>	SSMM5 	SSMM5P 	
SSMHM6 	SSMHM6P 	13.0	47.0	M6 x 10	13.5	2.0	3.0	<input checked="" type="checkbox"/>	SSMHM6 	SSMHM6P 	
SSMM6 	SSMM6P 	4.0	16.0	M6 x 10	13.5	2.0	3.0	<input checked="" type="checkbox"/>	SSMM6 	SSMM6P 	
SSMHM8 	SSMHM8P 	17.0	69.0	M8 x 1.25	14.3	2.1	3.4	<input checked="" type="checkbox"/>	SSMHM8 	SSMHM8P 	
SSMM8 	SSMM8P 	6.0	18.0	M8 x 1.25	14.3	2.1	3.4	<input checked="" type="checkbox"/>	SSMM8 	SSMM8P 	
SSMHM10 	SSMHM10P 	20.0	82.0	M10 x 1.5	15.9	2.8	4.7	<input checked="" type="checkbox"/>	SSMHM10 	SSMHM10P 	
SSMM10 	SSMM10P 	7.0	22.0	M10 x 1.5	15.9	2.8	4.7	<input checked="" type="checkbox"/>	SSMM10 	SSMM10P 	
SSMHM12 	SSMHM12P 	22.0	125.0	M12 x 1.75	19.1	3.8	6.3	<input checked="" type="checkbox"/>	SSMHM12 	SSMHM12P 	
SSMM12 	SSMM12P 	8.0	24.0	M12 x 1.75	19.1	3.8	6.3	<input checked="" type="checkbox"/>	SSMM12 	SSMM12P 	
SSMHM16 	SSMHM16P 	31.0	222.0	M16 x 2.0	27.0	5.5	7.9	<input checked="" type="checkbox"/>	SSMHM16 	SSMHM16P 	
SSMM16 	SSMM16P 	9.0	38.0	M16 x 2.0	27.0	5.5	7.9	<input checked="" type="checkbox"/>	SSMM16 	SSMM16P 	

Proud to be [ISO:50001](#) and [ISO:9001](#) Certified

Cage Code: 01226



Copyright © 2024 Vliet Inc. | All Rights Reserved | A Division of  | HUTCHINSON®