

Phenolic Nose Standard Spring Plungers

Steel

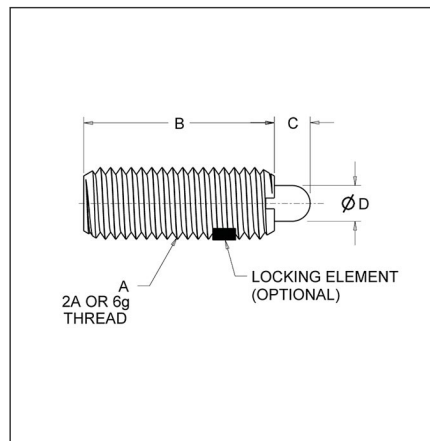
Phenolic nose standard spring plungers are ideal for use with aluminum, brass or any soft, easily marred material.

Typical Uses

































- Positioning
- Indexing
- Ejecting
- With Thread Lock
- Latching
- Detents
- Contacts
- Lifters
- Insulators

Special Features

































- High tensile strength
- High dielectric strength
- Reinforced for minimum deformation under force
- Wear resistance
- Self-lubricating surface



Standard Spring Plungers - Steel w/Phenolic Nose

Part No.		End Force, (Lbs.)			A	B	C	D	ROHS	CAD	CAD With Thread Lock		
	With Thread Lock	Initial	Mid.	Final									
NS50	 NS50P		2.7	5.0	7.3	8-32	0.63	0.094	0.070	<input checked="" type="checkbox"/>	NS50 	NS50P	
NS52	 NS52P		2.9	7.0	11.1	10-32	0.75	0.125	0.920	<input checked="" type="checkbox"/>	NS52 	NS52P	
NS54	 NS54N		3.0	8.0	13.0	1/4-20	1.00	0.188	0.118	<input checked="" type="checkbox"/>	NS54 	NS54N	
NS54A	 NS54AN		3.0	8.0	13.0	1/4-28	1.00	0.188	0.118	<input checked="" type="checkbox"/>	NS54A 	NS54AN	
NS56	 NS56N		3.0	9.0	15.0	5/16-18	1.00	0.188	0.135	<input checked="" type="checkbox"/>	NS56 	NS56N	
NS58	 NS58N		5.5	10.0	14.5	3/8-16	1.13	0.188	0.187	<input checked="" type="checkbox"/>	NS58 	NS58N	
NS60	 NS60N		6.6	12.0	17.4	1/2-13	1.25	0.250	0.248	<input checked="" type="checkbox"/>	NS60 	NS60N	
NS62	 NS62N		10.5	18.0	25.5	5/8-11	1.50	0.313	0.310	<input checked="" type="checkbox"/>	NS62 	NS62N	

Light End Force Standard Spring Plungers -Steel w/Phenolic Nose

Part No.		End Force, (Lbs.)			A	B	C	D	ROHS	CAD	CAD With Thread Lock		
	With Thread Lock	Initial	Mid.	Final									
NS51	 NS51P		0.7	1.5	2.3	8-32	0.63	0.094	0.070	<input checked="" type="checkbox"/>	NS51 	NS51P	
NS53	 NS53P		1.3	2.0	2.7	10-32	0.75	0.125	0.092	<input checked="" type="checkbox"/>	NS53 	NS53P	
NS55	 NS55N		1.0	2.5	4.0	1/4-20	1.00	0.188	0.118	<input checked="" type="checkbox"/>	NS55 	NS55N	
NS55A	 NS55AN		1.0	2.5	4.0	1/4-28	1.00	0.188	0.118	<input checked="" type="checkbox"/>	NS55A 	NS55AN	
NS57	 NS57N		1.5	3.0	4.5	5/16-18	1.00	0.188	0.135	<input checked="" type="checkbox"/>	NS57 	NS57N	
NS59	 NS59N		2.8	5.0	7.2	3/8-16	1.13	0.188	0.187	<input checked="" type="checkbox"/>	NS59 	NS59N	
NS61	 NS61N		2.7	6.0	9.3	1/2-13	1.25	0.250	0.248	<input checked="" type="checkbox"/>	NS61 	NS61N	
NS63	 NS63N		3.5	7.0	10.5	5/8-11	1.50	0.313	0.310	<input checked="" type="checkbox"/>	NS63 	NS63N	

Product not available in metric.

Proud to be ISO:50001 and ISO:9001 Certified
Cage Code: 01226



Copyright © 2024 Vlier Inc. | All Rights Reserved | A Division of  HUTCHINSON®