

# Posi-Hex™ Standard Spring Plungers

## Steel

Posi-Hex™ standard spring plungers allow for easy installation and are removal using a hex wrench. Posi-Hex™ plungers withstand high torque and are recommended for use with nylon locking elements.

Posi-Hex™ standard spring plungers with Delrin® Nose provide resistance to impacts, moisture, solvents and heat up to 190° F. They are ideal for use with soft materials such as aluminum or brass.

## Typical Uses

- Positioning
- Indexing
- Ejecting
- With Thread Lock
- Latching
- Detents
- Contacts
- Lifters
- Insulators

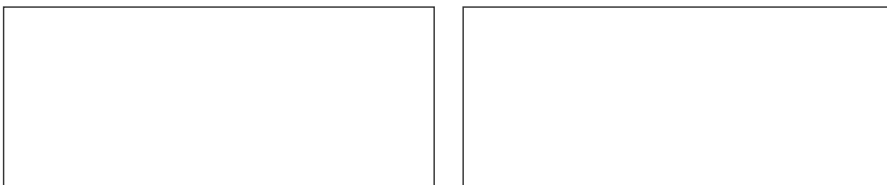
## Special Features

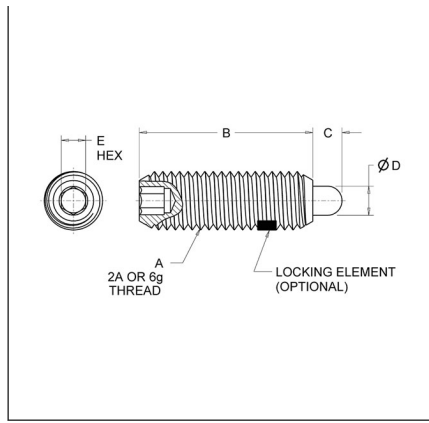
- Easy installation with a hex wrench
- Will withstand high torque
- Controlled end forces
- Heavy & light end forces
- Accurate alignment
- Wear resistance

## Special Features

### Delrin® Nose

- Easy installation with a hex wrench
- Will withstand high torque
- Controlled end forces
- Insulating Delrin® Nose
- Reinforced for minimum deformation under force
- Self-lubricating



























































### Posi-Hex Plungers - Steel






Part No.		End Force, (Lbs.)			A	B	C	D	E	ROHS	CAD	CAD With Thread Lock
	With Thread Lock	Initial	Mid.	Final								
PH48	PH48P	1.5	3.0	4.5	6-32	0.53	0.063	0.045	0.050	☑	PH48	PH48P
PH48B	PH48BP	1.0	1.3	1.6	6-32	0.53	0.063	0.045	0.050	☑	PH48B	PH48BP
PH50	PH50P	2.7	5.0	7.3	8-32	0.63	0.094	0.070	0.063	☑	PH50	PH50P
PH52	PH52P	2.9	7.0	11.1	10-32	0.75	0.125	0.092	0.063	☑	PH52	PH52P
PH54	PH54N	3.0	8.0	13.0	1/4-20	1.00	0.188	0.118	0.079	☑	PH54	PH54N
PH54A	PH54AN	3.0	8.0	13.0	1/4-28	1.00	0.188	0.118	0.079	☑	PH54A	PH54AN
PH54B	PH54BN	2.0	5.5	9.0	1/4-20	0.75	0.125	0.118	0.079	☑	PH54B	PH54BN
PH56	PH56N	3.0	9.0	15.0	5/16-18	1.00	0.188	0.135	0.093	☑	PH56	PH56N
PH58	PH58P	5.5	10.0	14.5	3/8-16	1.13	0.188	0.187	0.156	☑	PH58	PH58P
PH60	PH60P	6.6	12.0	17.4	1/2-13	1.25	0.250	0.248	0.156	☑	PH60	PH60P
PH62	PH62P	10.5	18.0	25.5	5/8-11	1.50	0.313	0.310	0.219	☑	PH62	PH62P
PH64	PH64P	6.7	22.0	37.3	3/4-10	1.75	0.313	0.374	0.250	☑	PH64	PH64P
PH66	PH66P	16.0	42.0	68.0	1-8	2.41	0.500	0.498	0.375	☑	PH66	PH66P

## Posi-Hex Plungers - Steel w/Delrin® Nose









































Part No.		End Force, (Lbs.)			A	B	C	D	E	ROHS	CAD	CAD With Thread Lock
	With Thread Lock	Initial	Mid.	Final								
DPH48	DPH48P 	1.5	3.0	4.5	6-32	0.53	0.063	0.045	0.050	<input checked="" type="checkbox"/>	DPH48 	DPH48P 
DPH48B	DPH48BP 	1.0	1.3	1.6	6-32	0.53	0.063	0.045	0.050	<input checked="" type="checkbox"/>	DPH48B 	DPH48BP 
DPH50	DPH50P 	2.7	5.0	7.3	8-32	0.63	0.094	0.070	0.063	<input checked="" type="checkbox"/>	DPH50 	DPH50P 
DPH52	DPH52P 	2.9	7.0	11.1	10-32	0.75	0.125	0.092	0.063	<input checked="" type="checkbox"/>	DPH52 	DPH52P 
DPH54	DPH54N 	3.0	8.0	13.0	1/4-20	1.00	0.188	0.118	0.079	<input checked="" type="checkbox"/>	DPH54 	DPH54N 
DPH54A	DPH54AP 	3.0	8.0	13.0	1/4-28	1.00	0.188	0.118	0.079	<input checked="" type="checkbox"/>	DPH54A 	DPH54AP 
DPH54B	DPH54BN 	2.0	5.5	9.0	1/4-20	0.75	0.125	0.118	0.079	<input checked="" type="checkbox"/>	DPH54B 	DPH54BN 
DPH56	DPH56N 	3.0	9.0	15.0	5/16-18	1.00	0.188	0.135	0.093	<input checked="" type="checkbox"/>	DPH56 	DPH56N 
DPH58	DPH58P 	5.5	10.0	14.5	3/8-16	1.13	0.188	0.187	0.156	<input checked="" type="checkbox"/>	DPH58 	DPH58P 
DPH60	DPH60P 	6.6	12.0	17.4	1/2-13	1.25	0.250	0.248	0.156	<input checked="" type="checkbox"/>	DPH60 	DPH60P 
DPH62	DPH62P 	10.5	18.0	25.5	5/8-11	1.50	0.313	0.310	0.219	<input checked="" type="checkbox"/>	DPH62 	DPH62P 
DPH64	DPH64P 	6.7	22.0	37.3	3/4-10	1.75	0.313	0.374	0.250	<input checked="" type="checkbox"/>	DPH64 	DPH64P 
DPH66	DPH66P 	16.0	42.0	68.0	1-8	2.41	0.500	0.498	0.375	<input checked="" type="checkbox"/>	DPH66 	DPH66P 

## Light End Force Posi-Hex Plungers - Steel













Part No.		End Force, (Lbs.)			A	B	C	D	E	ROHS	CAD	CAD With Thread Lock
	With Thread Lock	Initial	Mid.	Final								
PH49	PH49P 	0.5	1	1.5	6-32	0.53	0.063	0.045	0.050	<input checked="" type="checkbox"/>	PH49 	PH49P 
PH51	PH51P 	0.7	1.5	2.3	8-32	0.63	0.094	0.070	0.063	<input checked="" type="checkbox"/>	PH51 	PH51P 
PH53	PH53P 	1.3	2	2.7	10-32	0.75	0.125	0.092	0.063	<input checked="" type="checkbox"/>	PH53 	PH53P 
PH55	PH55N 	1.0	2.5	4.0	1/4-20	1.00	0.188	0.118	0.079	<input checked="" type="checkbox"/>	PH55 	PH55N 
PH55A	PH55AN 	1.0	2.5	4.0	1/4-28	1.00	0.188	0.118	0.079	<input checked="" type="checkbox"/>	PH55A 	PH55AN 

PH57 	PH57N 	1.5	3	4.5	5/16-18	1.00	0.188	0.135	0.093	<input checked="" type="checkbox"/>	PH57 	PH57N 
PH59 	PH59P 	2.8	5	7.2	3/8-16	1.13	0.188	0.187	0.156	<input checked="" type="checkbox"/>	PH59 	PH59P 
PH61 	PH61P 	2.7	6	9.3	1/2-13	1.25	0.250	0.248	0.156	<input checked="" type="checkbox"/>	PH61 	PH61P 
PH63 	PH63P 	3.5	7	10.5	5/8-11	1.50	0.313	0.310	0.219	<input checked="" type="checkbox"/>	PH63 	PH63P 
PH67 	PH67P 	4.0	17.5	31.0	1-8	2.41	0.500	0.498	0.375	<input checked="" type="checkbox"/>	PH67 	PH67P 

### Light End Force Posi-Hex Plungers - Steel w/Delrin® Nose

















































Part No.		End Force, (Lbs.)			A	B	C	D	E	ROHS	CAD	CAD With Thread Lock
	With Thread Lock	Initial	Mid.	Final								
DPH49 	DPH49P 	0.5	1.0	1.5	6-32	0.53	0.063	0.045	0.050	<input checked="" type="checkbox"/>	DPH49 	DPH49P 
DPH51 	DPH51P 	0.7	1.5	2.3	8-32	0.63	0.094	0.070	0.063	<input checked="" type="checkbox"/>	DPH51 	DPH51P 
DPH53 	DPH53P 	1.3	2.0	2.7	10-32	0.75	0.125	0.092	0.063	<input checked="" type="checkbox"/>	DPH53 	DPH53P 
DPH55 	DPH55N 	1.0	2.5	4.0	1/4-20	1.00	0.188	0.118	0.079	<input checked="" type="checkbox"/>	DPH55 	DPH55N 
DPH55A 	DPH55AP 	1.0	2.5	4.0	1/4-28	1.00	0.188	0.118	0.079	<input checked="" type="checkbox"/>	DPH55A 	DPH55AP 
DPH57 	DPH57N 	1.5	3.0	4.5	5/16-18	1.00	0.188	0.135	0.093	<input checked="" type="checkbox"/>	DPH57 	DPH57N 
DPH59 	DPH59P 	2.8	5.0	7.2	3/8-16	1.13	0.188	0.187	0.156	<input checked="" type="checkbox"/>	DPH59 	DPH59P 
DPH61 	DPH61P 	2.7	6.0	9.3	1/2-13	1.25	0.250	0.248	0.156	<input checked="" type="checkbox"/>	DPH61 	DPH61P 
DPH63 	DPH63P 	3.5	7.0	10.5	5/8-11	1.50	0.313	0.310	0.219	<input checked="" type="checkbox"/>	DPH63 	DPH63P 
DPH67 	DPH67P 	4.0	17.5	31.0	1-8	2.41	0.500	0.498	0.375	<input checked="" type="checkbox"/>	DPH67 	DPH67P 









### Posi-Hex Plungers - Steel

Part No.		End Force, N		A	B	C	D	HEX	ROHS	CAD	CAD With Thread Lock
	With Thread Lock	Initial	Final								
PHM4 	PHM4P 	12.0	32.5	M4 x 0.7	15.9	2.4	1.8	2.0	<input checked="" type="checkbox"/>	PHM4 	PHM4P 
PHLM4 	PHLM4P 	3.1	10.2	M4 x 0.7	15.9	2.4	1.8	2.0	<input checked="" type="checkbox"/>	PHLM4 	PHLM4P 
PHM5 	PHM5P 	12.9	49.4	M5 x 0.8	19.1	3.2	2.3	2.5	<input checked="" type="checkbox"/>	PHM5 	PHM5P 

PHLM5 	PHLM5P 	5.8	12.0	M5 x 0.8	19.1	3.2	2.3	2.5	<input checked="" type="checkbox"/>	PHLM5 	PHLM5P 
PHM6 	PHM6P 	13.3	57.8	M6 X 1.0	25.4	4.8	3.0	2.5	<input checked="" type="checkbox"/>	PHM6 	PHM6P 
PHLM6 	PHLM6P 	4.4	17.8	M6 X 1.0	25.4	4.8	3.0	2.5	<input checked="" type="checkbox"/>	PHLM6 	PHLM6P 
PHM8 	PHM8P 	13.3	66.7	M8 x 1.25	25.4	4.8	3.4	2.5	<input checked="" type="checkbox"/>	PHM8 	PHM8P 
PHLM8 	PHLM8P 	6.7	20.0	M8 x 1.25	25.4	4.8	3.4	2.5	<input checked="" type="checkbox"/>	PHLM8 	PHLM8P 
PHM10 	PHM10P 	24.5	64.5	M10 x 1.5	28.6	4.8	4.7	4.0	<input checked="" type="checkbox"/>	PHM10 	PHM10P 
PHLM10 	PHLM10P 	12.5	32.5	M10 x 1.5	28.6	4.8	4.7	4.0	<input checked="" type="checkbox"/>	PHLM10 	PHLM10P 
PHM12 	PHM12P 	29.4	77.4	M12 x 1.75	31.8	6.4	6.3	6.0	<input checked="" type="checkbox"/>	PHM12 	PHM12P 
PHLM12 	PHLM12P 	12.0	41.4	M12 x 1.75	31.8	6.4	6.3	6.0	<input checked="" type="checkbox"/>	PHLM12 	PHLM12P 
PHM16 	PHM16P 	46.7	113.4	M16 x 2.0	38.1	7.9	7.9	8.0	<input checked="" type="checkbox"/>	PHM16 	PHM16P 
PHLM16 	PHLM16P 	15.6	46.7	M16 x 2.0	38.1	7.9	7.9	8.0	<input checked="" type="checkbox"/>	PHLM16 	PHLM16P 

### Posi-Hex Plungers – Steel w/Delrin® Nose

Part No.		End Force, N		A	B	C	D	HEX	ROHS	CAD	CAD With Thread Lock
	With Thread Lock	Initial	Final								
DPHM4 	DPHM4P 	12.0	32.5	M4 x 0.7	15.9	2.4	1.8	2.0	<input checked="" type="checkbox"/>	DPHM4 	DPHM4P 
DPHLM4 	DPHLM4P 	3.1	10.2	M4 x 0.7	15.9	2.4	1.8	2.0	<input checked="" type="checkbox"/>	DPHLM4 	DPHLM4P 
DPHM5 	DPHM5P 	12.9	49.4	M5 x 0.8	19.1	3.2	2.3	2.5	<input checked="" type="checkbox"/>	DPHM5 	DPHM5P 
DPHLM5 	DPHLM5P 	5.8	12.0	M5 x 0.8	19.1	3.2	2.3	2.5	<input checked="" type="checkbox"/>	DPHLM5 	DPHLM5P 
DPHM6 	DPHM6P 	13.3	57.8	M6 X 1.0	25.4	4.8	3.0	2.5	<input checked="" type="checkbox"/>	DPHM6 	DPHM6P 
DPHLM6 	DPHLM6P 	4.4	17.8	M6 X 1.0	25.4	4.8	3.0	2.5	<input checked="" type="checkbox"/>	DPHLM6 	DPHLM6P 
DPHM8 	DPHM8P 	13.3	66.7	M8 x 1.25	25.4	4.8	3.4	2.5	<input checked="" type="checkbox"/>	DPHM8 	DPHM8P 
DPHLM8 	DPHLM8P 	6.7	20.0	M8 x 1.25	25.4	4.8	3.4	2.5	<input checked="" type="checkbox"/>	DPHLM8 	DPHLM8P 
DPHM10 	DPHM10P 	24.5	64.5	M10 x 1.5	28.6	4.8	4.7	4.0	<input checked="" type="checkbox"/>	DPHM10 	DPHM10P 
DPHLM10 	DPHLM10P 	12.5	32.5	M10 x 1.5	28.6	4.8	4.7	4.0	<input checked="" type="checkbox"/>	DPHLM10 	DPHLM10P 
DPHM12 	DPHM12P 	29.4	77.4	M12 x 1.75	31.8	6.4	6.3	6.0	<input checked="" type="checkbox"/>	DPHM12 	DPHM12P 
DPHLM12 	DPHLM12P 	12.0	41.4	M12 x 1.75	31.8	6.4	6.3	6.0	<input checked="" type="checkbox"/>	DPHLM12 	DPHLM12P 

DPHM16 	DPHM16P 	46.7	113.4	M16 x 2.0	38.1	7.9	7.9	8.0	<input checked="" type="checkbox"/>	DPHM16 	DPHM16P 
DPHLM16 	DPHLM16P 	15.6	46.7	M16 x 2.0	38.1	7.9	7.9	8.0	<input checked="" type="checkbox"/>	DPHLM16 	DPHLM16P 

Proud to be [ISO:50001](#) and ISO:9001 Certified  
Cage Code: 01226



Copyright © 2024 Vlier Inc. | All Rights Reserved | A Division of  | HUTCHINSON®