

▼ Shown: SP50100



- Available as a complete set including electric pump and hoses
- Double-acting cylinder design for fast cycle times
- Punch and die changeover tools included
- Lifting handle for easy carrying
- Adjustable power stripper prevents movement of the metal during stripping
- CR400 female couplers included

Cuts the Time Spent Forming Holes



Depth Stop

For simplified repetitive punching applications an adjustable Depth Stop is available.


Order model number: **SP110**.



Foot Mounting Kit

A foot mounting kit for easy mounting of the 50-ton punch to workbench or fixture is available.

Please order: **SP120**.



Ordering Information

The 50-ton Hydraulic Punch may be ordered by itself or as a set with an electric pump. A punch and die may be ordered as a matched set. Please refer to the selection chart information.




◀ Save time using this 50-ton Enerpac Punch.

▼ Shown below is the 50-ton punch with SP120 and SP110 assembled.



50-Ton Hydraulic Punch

▼ QUICK SELECTION CHART PUNCH SETS

Model Number Punch*	Included			Set Model Number	Weight (lbs)
	Punch & Die Sets 	Pump	Hose (2x)		
SP50	All**	-	-	SP50100	255
SP50	All**	ZE4410SBN	HC7206	SP5000	384

* Punch Oil Capacity:
Advance: 17 in³
Retract: 14 in³

** All standard sets from chart below.

SP Series



Capacity:

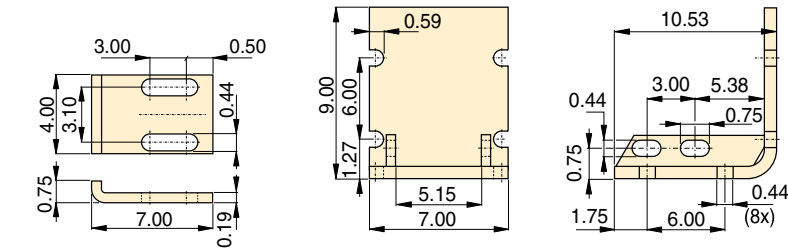
50 tons

Hole Sizes:

0.53 - 1.03 inches

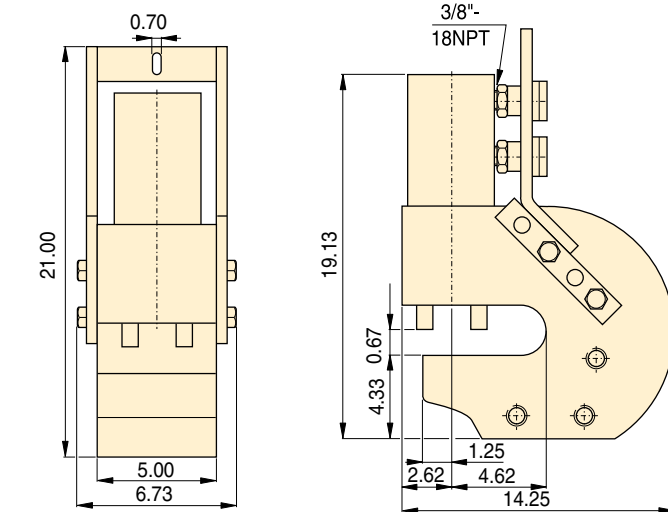
Maximum Operating Pressure:

10,000 psi



SP110

SP120



SP50



CAUTION!

Material thickness should not exceed hole diameter.




CAUTION!

Chart below is for reference only! Maximum allowable material thickness to be punched varies with set wear.

Steel Qualities (see table below):

- 1) Mild A-7
- 2) Boiler Plate
- 3) Structural A-36
- 4) Struct Corten (ASTM A242)
- 5) Cold Rolled C-1018
- 6) Hot Rolled C-1050
- 7) Hot Rolled C-1095
- 8) Hot Rolled C-1095 Annealed
- 9) Stainless Annealed
- 10) Stainless 304 Hot Rolled
- 11) Stainless 316 Cold Rolled

▼ STANDARD PUNCH AND DIE SELECTION CHART

Hole Shape	Hole Size (in)	Bolt Size (in)	Standard Punch and Die Set  Model Numbers	Maximum Allowable Material Thickness To Be Punched (in)										
				1)	2)	3)	4)	5)	6)	7)	8)	9)	10)	11)
●	0.53	1/2	SP150	0.53	0.53	0.53	0.53	0.53	0.49	0.32	0.40	0.49	0.49	0.49
●	0.66	5/8	SP170	0.56	0.56	0.56	0.50	0.56	0.51	0.32	0.40	0.51	0.51	0.51
●	0.78	3/4	SP190	0.56	0.56	0.56	0.50	0.56	0.49	0.32	0.40	0.49	0.50	0.49
●	0.91	7/8	SP121	0.56	0.56	0.56	0.50	0.56	0.35	0.22	0.35	0.35	0.35	0.35
●	1.03	1	SP123	0.56	0.56	0.56	0.44	0.56	0.31	0.19	0.31	0.31	0.31	0.31